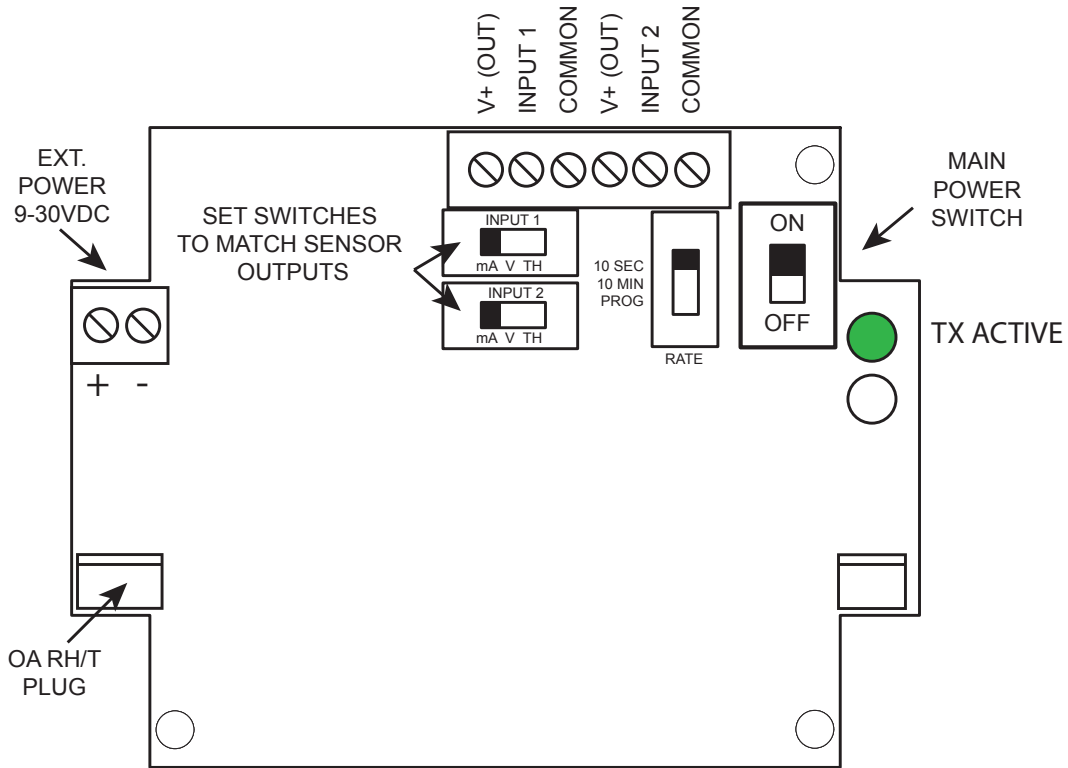
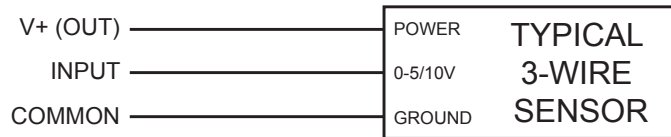
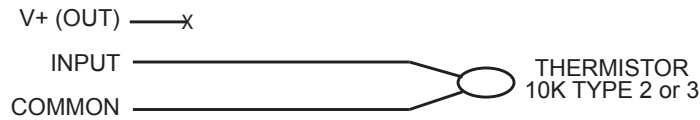


Externally powered data radio with field-selectable analog inputs.

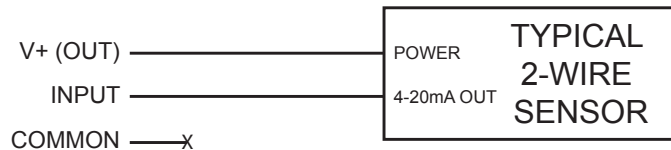
WIRING/CONFIGURATION



EXTERNAL SENSOR WIRING:



CONSULT SENSOR INSTRUCTIONS FOR SPECIFIC INSTALLATION REQUIREMENTS



OPERATION

Configuration settings:

Rate switch - Set for desired transmit rate. 10 SEC mode transmits every 10 seconds for setup and troubleshooting. 10 MIN mode transmits every 10 minutes for improved battery life. Auto mode can be factory configured or user programmable via serial receiver to transmit on programmed interval or on alarm event. Refer to receiver point-map document for details on programmable rate feature.

Integrated options:

Features 2 universal, switch selectable analog inputs. Wire external sensors as shown in diagram. Consult sensor manufacturers instructions. Set input scaling switches to match sensor output type (Thermistor, 0-5v/0-10v, or 4-20mA)

RHT: Integrated air RH/T sensor probe is factory installed. Sensing element is field replaceable. Compact probe design features solar shield and sintered metal media filter. Polymer sensing element is factory calibrated and recovers from saturation. No service is required under normal operating conditions.

Accessory options:

T8-VAC: Vacuum sensor for use with soil tensiometer. Includes sensor, armored cable, and plumbing for use with popular soil tensiometer tubes. Consult factory for other options. Connect to analog input as shown in diagram.

T8-IMM: Immersion temperature probe with armored cable and potted 10k type III thermistor. Connect to either thermistor input.

T8-ANE: Pulse to analog converter for use with Met One Instruments 014MINI cup anemometer. Connect to any unused analog input set to 0-5v scaling.

Antennas:

Standard SMA connector is provided on all models for use with factory approved antennas. A variety of antenna options are available, including a directional Yagi, and omni-directional whip types. All models include 1/2 wave "rubber duck" antenna.

SPECIFICATIONS

Power	External power (-E)	9-30vdc, 100mA Min.
Inputs	Switch Selectable	mA setting for 4-20mA devices V setting for 0-5v/0-10v devices Temperature setting for 10k-ohm thermistor, type 2 or 3 (Jumper selectable)
Configuration/Setup	RH/T	Serial interface for Miratron integrated RH/T sensor probe option
	Power	On/Off switch
	Transmit rate	Switch selectable, 10 sec or 10 min fixed or programmable automatic interval
	Analog input	2 x Switch selectable 0-5v, 0-10v, or 4-20mA
	Indicators	Internal transmit and charging status LEDs
Radio	Frequency, Standard Range	2.4GHz, Unlicensed ISM band, spread spectrum
	Frequency, Extended Range	902-928MHz, Unlicensed ISM band, spread spectrum
	Range	Up to 3 miles outdoor line-of-sight with optional directional antenna
Enclosure	UV stable polycarbonate, NEMA 4X, 5-3/4" x 3-1/2" x 2-1/4", with molded-in mounting brackets	